



SHRI SHANKARLAL SUNDARBAI  
**SHASUN**  
JAIN COLLEGE FOR WOMEN

A Unit of Sri S. S. Jain Educational Society | Reaccredited by NAAC  
Affiliated to University of Madras | An ISO 9001:2015 Certified Institution

## FEEDBACK REPORT

- ☒ **AWESOME!**
- ☐ **Excellent**
- ☐ **Very Good**
- ☐ **Satisfactory**
- ☐ **Marginal**



**ACADEMIC YEAR 2020-2021**

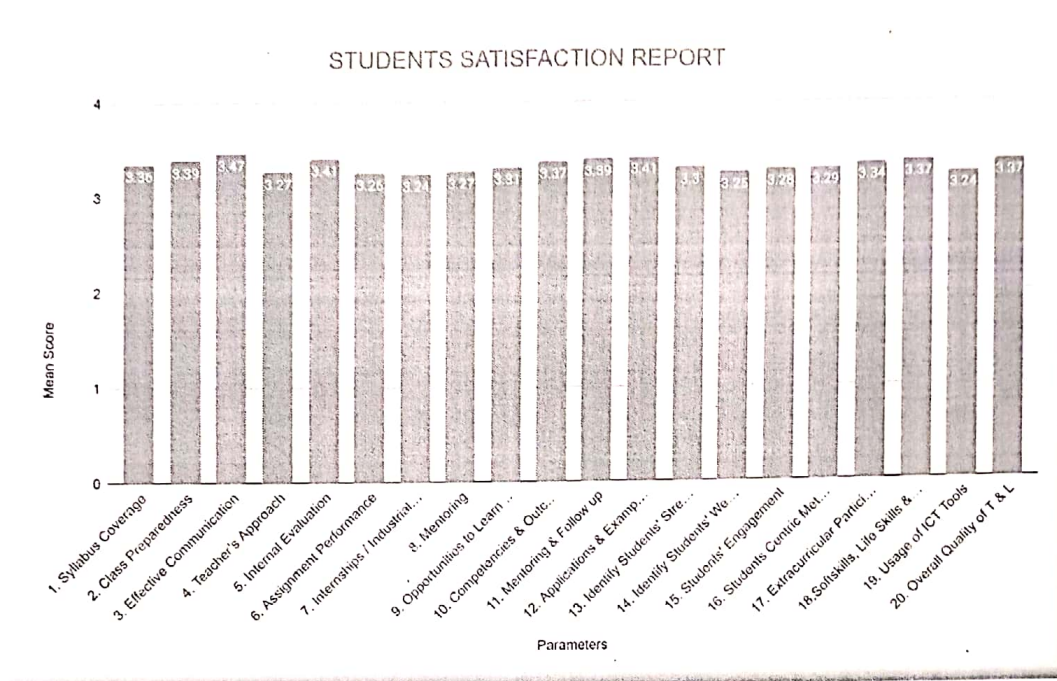
## 1. Student Feedback Analysis Report

### 1.1 Descriptive Statistics – Mean Score Analysis

The mean Score across various parameters are given in the table:

Parameters	Mean Score (Max 4)
1. Syllabus Coverage	3.36
2. Class Preparedness	3.39
3. Effective Communication	3.47
4. Teacher's Approach	3.27
5. Internal Evaluation	3.41
6. Assignment Performance	3.26
7. Internships / Industrial Visits	3.24
8. Mentoring	3.27
9. Opportunities to Learn & Grow	3.31
10. Competencies & Outcomes	3.37
11. Mentoring & Follow up	3.39
12. Applications & Examples	3.41
13. Identify Students' Strength	3.30
14. Identify Students' Weakness	3.25
15. Students' Engagement	3.28
16. Students Centric Methods	3.29
17. Extracurricular Participation	3.34
18. Softskills, Life Skills & Placement	3.37
19. Usage of ICT Tools	3.24
20. Overall Quality of T & L	3.37

## 1.2 Graphical representation



## 1.3 Inference

It is inferred that Effective Communication has the highest mean score of 3.47 and usage of ICT tools and Industrial visits and internships are less with the least mean score of 3.24.

## 1.4 Action Taken

Internship / Fieldtrips were made mandatory for all students. Special sessions were conducted by the departments to emphasize the importance of internships. During pandemic, virtual industrial visits were organized. The college offered internship opportunities to students through centre of excellence.

Virtual classes were conducted using ICT tools like Gmeet, Google classroom, e-content, Gamification tools etc. The College has initiated the development of customized Learning Management System (LMS) in ERP for content sharing, assignments and assessments.

## 2. Staff Feedback On Teaching Learning Process

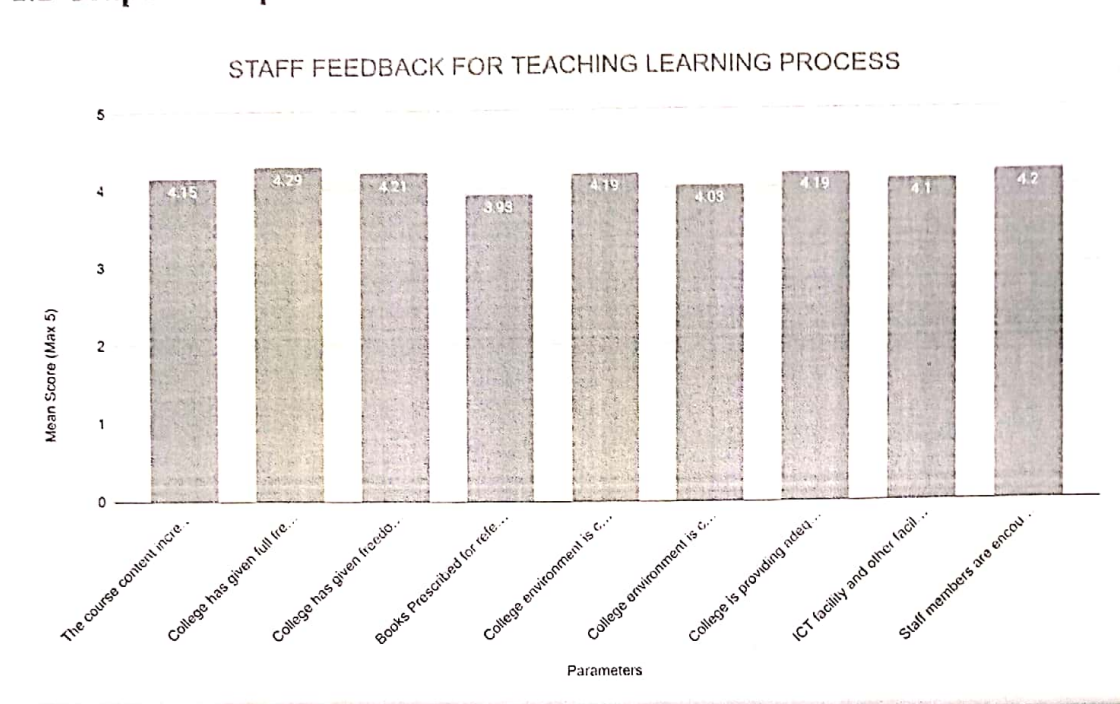
### 2.1 Descriptive Statistics – Mean Score Analysis

The mean Score across various parameters are given in the table:

S. No	Variables	Mean Score(Max 5)
1	The course content increases my knowledge and perspective in subject area	4.15
2	College has given full freedom to adopt new techniques/ strategies of teaching	4.29
3	College has given freedom to adopt new strategies for evaluation of students.	4.21
4	Books Prescribed for reference is available in plenty in the library	3.93
5	College environment is conducive to teaching	4.19
6	College environment is conducive to research	4.03
7	College is providing adequate opportunities and support to upgrade skills and qualification of faculty members	4.19
8	ICT facility and other facilities relating to learning are satisfactory	4.10
9	Staff members are encouraged to go beyond the curriculum	4.20



## 2.2 Graphical Representation



## 2.3 Inference

It is observed that the highest mean score of **4.29** implies the college is giving full freedom to adopt new techniques and strategies in teaching learning process, and prescribed reference books are less in Library with the mean score of **3.93**.

## 2.4 Action taken

Remote access to the e-resources Inlibnet and Proquest (Around 6,00,00 e-books) were given to all staff. Among the 185 books recommended by the staff, 152 books were purchased by the library and the number of references to the e-resources was 18,970.

### 3. Employer feedback

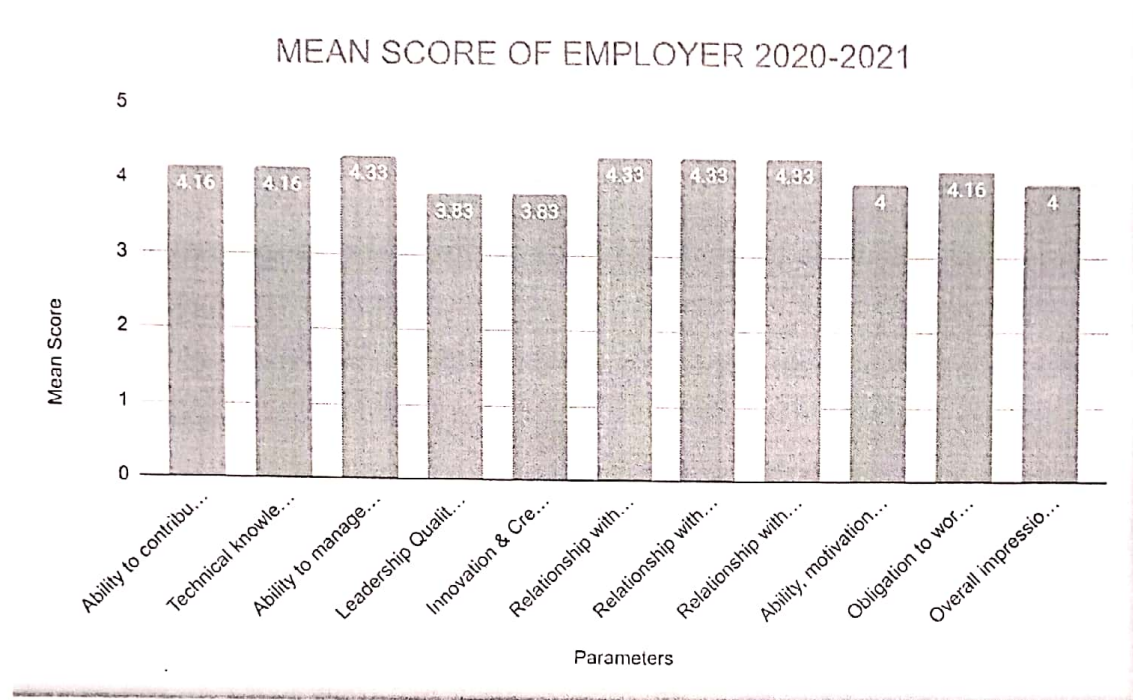
#### 3.1 Descriptive Statistics – Mean Score Analysis

The mean Score across various parameters are given in the table:

**FEEDBACK FROM EMPLOYER**

S.NO	Parameters	Mean Score (5)
1.	Ability to contribute to the goal of the organization	4.16
2.	Technical knowledge and Skill	4.16
3.	Ability to manage the roles and commitments	4.33
4.	Leadership Qualities	3.83
5.	Innovation & Creativity	3.83
6.	Relationship with seniors	4.33
7.	Relationship with peers	4.33
8.	Relationship with subordinates	4.33
9.	Ability, motivation and involvement in social activities	4.00
10.	Obligation to work beyond schedule if required	4.16
11.	Overall impression about their performance	4.00

### 3.2 Graphical Representation



### 3.3 Inference

It is inferred that interpersonal skills of shasuneons is excellent with highest mean score of 4.3 and leadership qualities are just satisfactory with mean score of 3.8

### 3.4 Action Taken

Career Guidance program were organised covering topics creativity and Leadership Skills and training programmes were offered on leadership, innovation and creativity.

#### 4. Feedback from Alumni

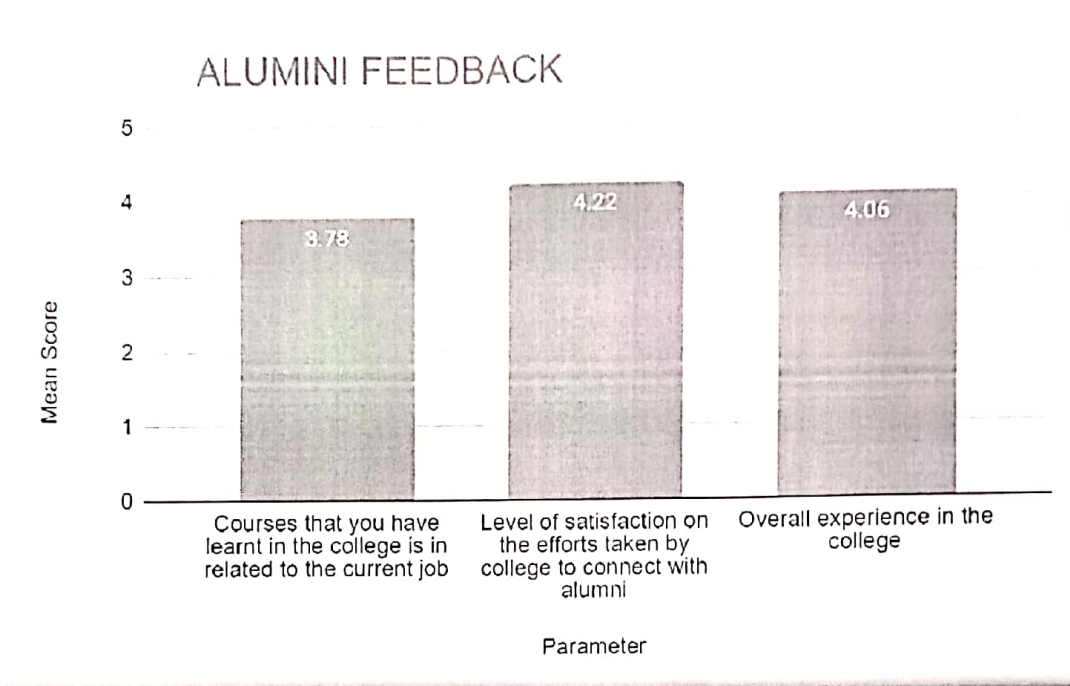
##### 4.1 Descriptive Statistics – Mean Score Analysis

The mean Score across various parameters are given in the table:

Parameter	Mean Score
Courses that you have learnt in the college is in related to the current job	3.78
Level of satisfaction on the efforts taken by college to connect with alumni	4.22
Overall experience in the college	4.06



## 4.2 Graphical representation



## 4.3 Inference

From the above table it is inferred that the Level of satisfaction score has higher mean score followed by overall experience in the college and course related to the current Job.

## 4.4 Action taken

As an affiliated college the curriculum and syllabus for all courses is followed as per the University of Madras. The University revised the syllabus of all the UG programmes w.e.f. 2020-21 which included the industry requirements. Apart from the curriculum the college offers skill based course related to industry needs. The syllabus for the courses were framed with the suggestions and inputs given by the Expert Committee which industry experts and alumna.

- No of Value added / Certificate courses offered: 25
- No of Students taken up the course: 3795

  
Signature of the Principal 11/4/2022