

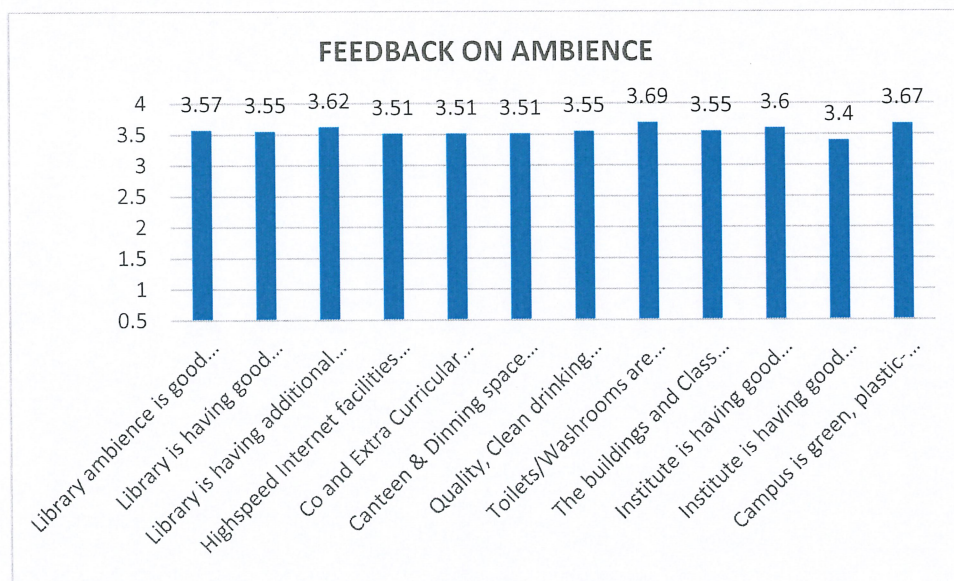
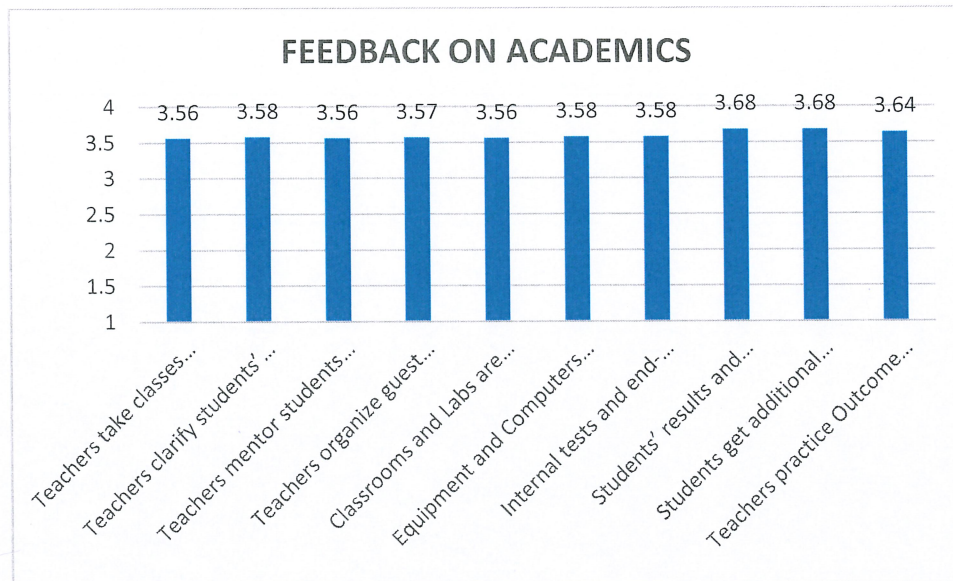
## ACADEMIC YEAR 2021-2022

### STUDENTS' FEEDBACK ON ACADEMICS AND AMBIENCE OF THE INSTITUTION

S.NO	FEEDBACK ON ACADEMICS	MEAN SCORE (4)
1	Teachers take classes regularly, cover the syllabus with clear explanations on all topics	3.56
2	Teachers clarify students' queries inside and outside the classes.	3.58
3	Teachers mentor students on regular basis and motivate them to focus on studies, co and extra-curricular activities.	3.56
4	Teachers organize guest lecturers/ seminars/ workshops/ internships/ field visits/ projects at Industries on regular basis.	3.57
5	Classrooms and Labs are clean and neat and enable quality learning,	3.56
6	Equipment and Computers are adequate and meet students' requirements.	3.58
7	Internal tests and end-semester examinations are periodically conducted towards students' continuous evaluation.	3.58
8	Students' results and attendance records are transparent and are displayed in notice boards	3.68
9	Students get additional skills towards employability through value added programs	3.68
10	Teachers practice Outcome Based Education and enable Course and Program outcomes towards students' knowledge, skills and behavior.	3.64
<b>FEEDBACK ON AMBIENCE</b>		
11	Library ambience is good for informal and self-learning.	3.57
12	Library is having good number of text and reference books and additional books for competitive exams.	3.55
13	Library is having additional resources like eBooks, E Journals in the Digital Library.	3.62
14	Highspeed Internet facilities are available in the Campus.	3.51
15	Co and Extra Curricular (sports & games) facilities give good opportunities for students to explore themselves.	3.51
16	Canteen & Dinning space are adequate.	3.51
17	Quality, Clean drinking water is available.	3.55
18	Toilets/Washrooms are hygienic and well maintained.	3.69
19	The buildings and Class Rooms are accessible to differently abled persons.	3.55
20	Institute is having good Gym and Yoga Centers.	3.60
21	Institute is easily accessible through public transport.	3.40
22	Campus is green, plastic-free and eco-friendly.	3.67



## GRAPHICAL REPRESENTATION



## INFERENCE

The transport facilities were ranked low with the mean score of 3.40.

## ACTION TAKEN

Bus Facility provided to students coming from less commutable area.

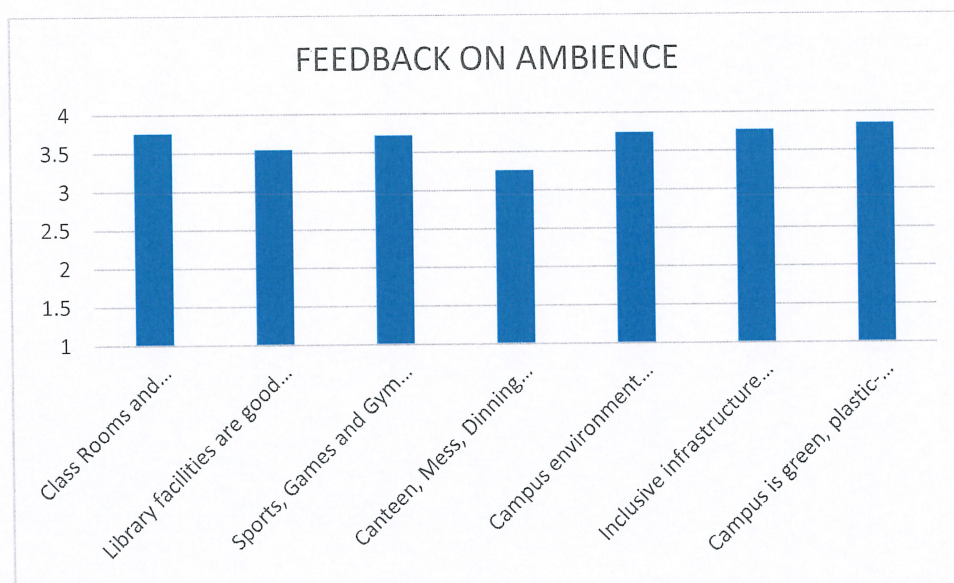
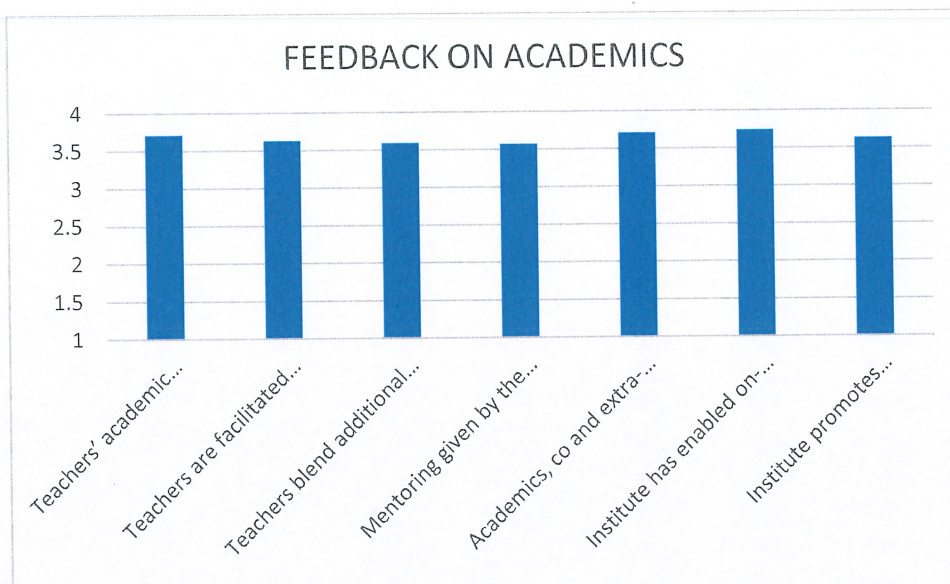


## TEACHERS' FEEDBACK ON ACADEMICS AND AMBIENCE OF THE INSTITUTION

S.NO.	FEEDBACK ON ACADEMICS	MEAN SCORE (4)
1	Teachers' academic performance in moulding their students	3.71
2	Teachers are facilitated with ICT Tools like Laptops, LCD Projectors, SmartBoards, Wireless Internet etc.	3.63
3	Teachers blend additional certification and skill development programs for students, to learn new skills for employability and life-long learning	3.59
4	Mentoring given by the teachers to the students on regular basis offering counselling/mentoring services for students' excellence and to overcome students' personal and leaning issues.	3.57
5	Academics, co and extra-curricular opportunities and, facilities and ambience of the college shape the character of students in terms of values, ethics, self-learning and creative attitudes.	3.71
6	Institute has enabled on-line information systems for access to students, parents, faculty and others for up to-date access to information	3.74
7	Institute promotes sponsored research, research publications, consultancy, faculty developments, patents etc., though faculty motivation and budget provisions	3.63
<b>FEEDBACK ON AMBIENCE</b>		
8	Class Rooms and Laboratory ambience are good for effective instructional delivery and practice	3.76
9	Library facilities are good with enormous number of books, eBooks, E-Journals etc., for self-learning and research.	3.54
10	Sports, Games and Gym facilities helped in practicing good health and in participating in inter-institutional competitions	3.72
11	Canteen, Dinning space, transport facilities are adequate and good	3.26
12	Campus environment promotes healthy interaction of students, teachers and other stake-holders	3.74
13	Inclusive infrastructure meeting the needs of differently-abled stake-holders	3.77
14	Campus is green, plastic-free and eco-friendly; Neat and clean always; Well maintained	3.85



## GRAPHICAL REPRESENTATION



### INFERENCE

Canteen facilities were ranked low with mean score of 3.26

### ACTION TAKEN

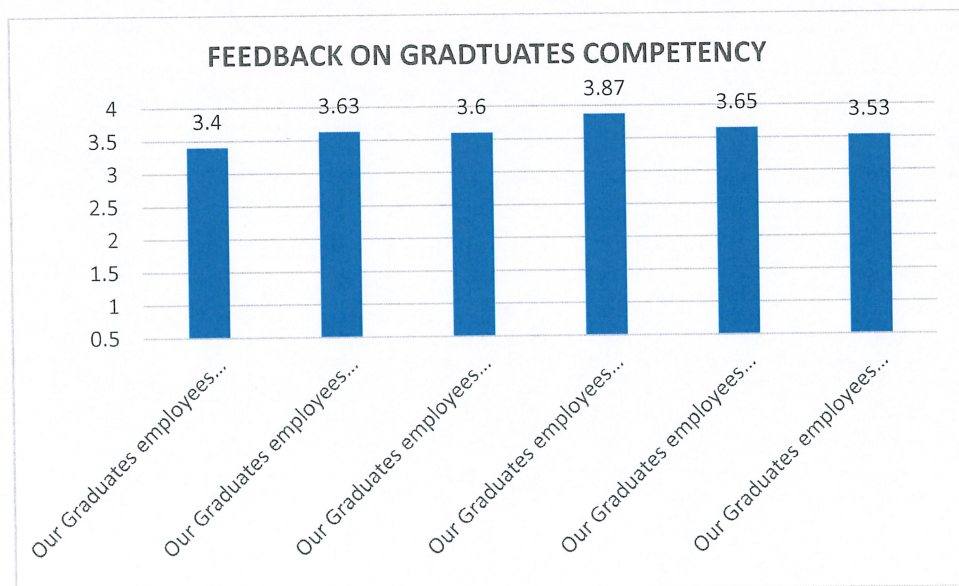
New Canteen Vendor acquitted by institution from Academic year 2022-2023



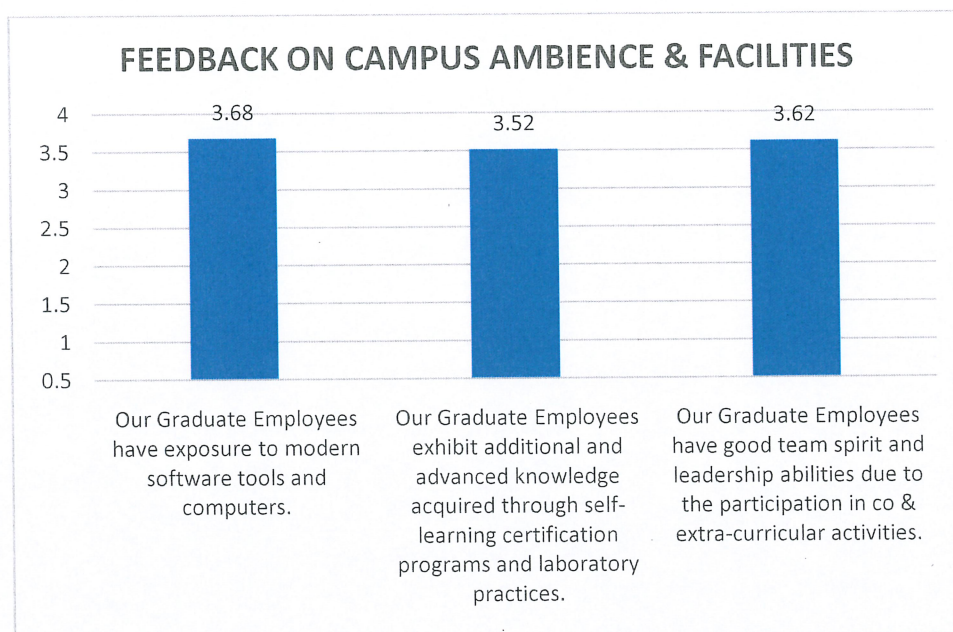
## EMPLOYERS' FEEDBACK ON GRADUATES PERFORMANCE AND ACADEMICS

S.NO.	FEEDBACK ON GRADUATES COMPETENCY	MEAN SCORE (4)
1	Our Graduates employees have good technical skills and domain expertise.	3.40
2	Our Graduates employees have good communication and interpersonal skills.	3.63
3	Our Graduates employees have good aptitude and problem-solving skills.	3.60
4	Our Graduates employees collaborate with team members and undertake multidisciplinary tasks.	3.87
5	Our Graduates employees have good values and ethics system.	3.65
6	Our Graduates employees have self-learning and life-long learning capabilities.	3.53
<b>FEEDBACK ON CAMPUS AMBIENCE &amp; FACILITIES</b>		
7	Our Graduate Employees have exposure to modern software tools and computers.	3.68
8	Our Graduate Employees exhibit additional and advanced knowledge acquired through self-learning certification programs and laboratory practices.	3.52
9	Our Graduate Employees have good team spirit and leadership abilities due to the participation in co & extra-curricular activities.	3.62

### GRAPHICAL REPRESENTATION







## INFERENCE

The technical knowledge and Domain expertise were ranked less with mean score of 3.40

## ACTION TAKEN

Apart from academic hours, additional lab hours provided to students to excel in technical and domain knowledge.



## ALUMNI SURVEY (EXIT SURVEY)

### AMBIENCE

S.NO	PARAMETERS	SCORE (MAXIMUM 5)
1	Admin Office	4.71
2	Career Guidance	4.68
3	Placement	4.57
4	Canteen	4.23
5	Classroom resources	4.62
6	Library	4.54
7	Computing resources	4.72
8	Sports facilities	4.72
9	General assistance other than classes	4.76

### FACULTY MEMBERS

S.NO	PARAMETERS	SCORE (MAXIMUM 5)
1	Availability	4.89
2	Contact hours outside lecturing	4.83
3	Professionalism	4.93
4	Presentation	4.93
5	Mentoring	4.84

### COURSES

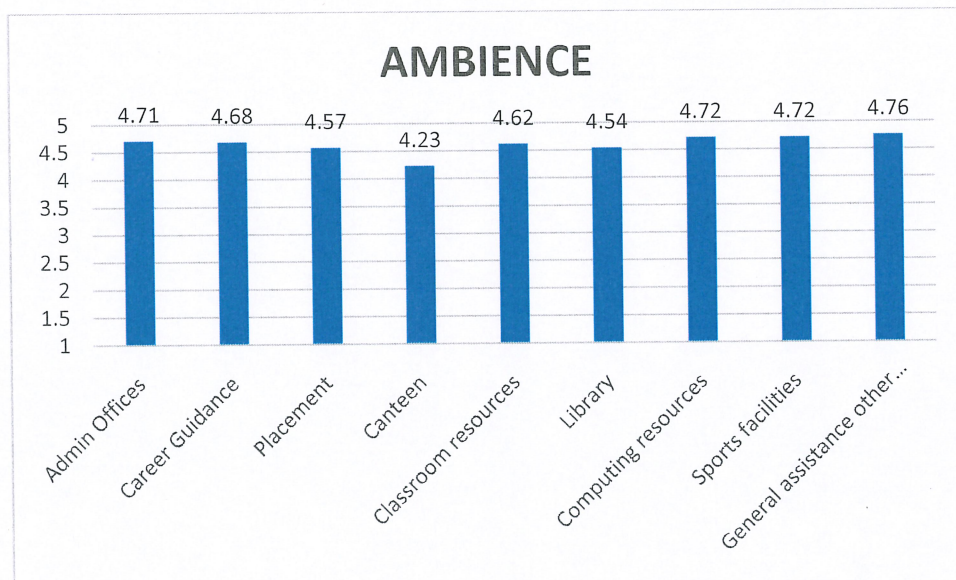
S.NO	PARAMETERS	SCORE (MAXIMUM 5)
1	Courses offered by the institution other than the curriculum	4.83
2	Student Learning Assessment	4.86
3	Quality of Instruction	4.88
4	Opportunity for Creativity /Intellectual Stimulation	4.84



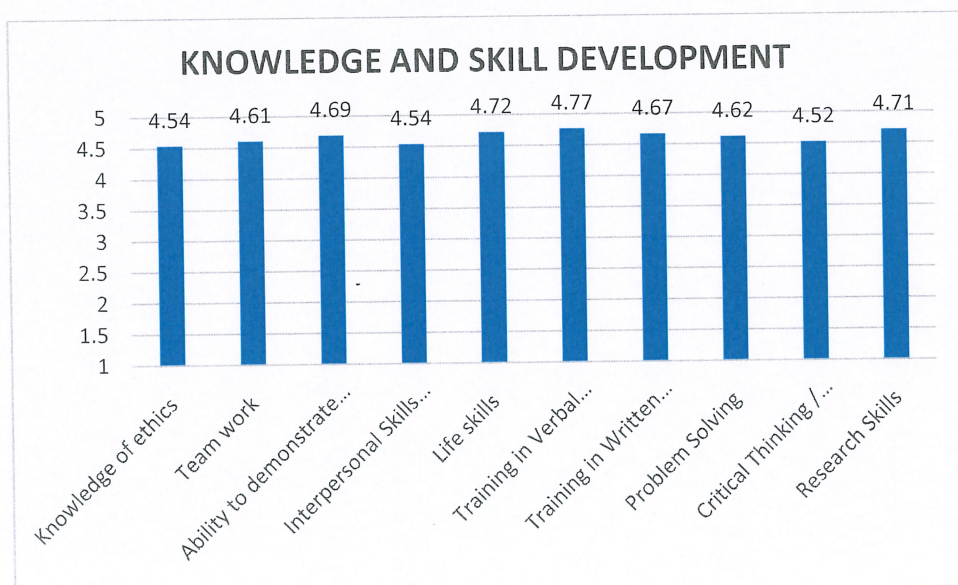
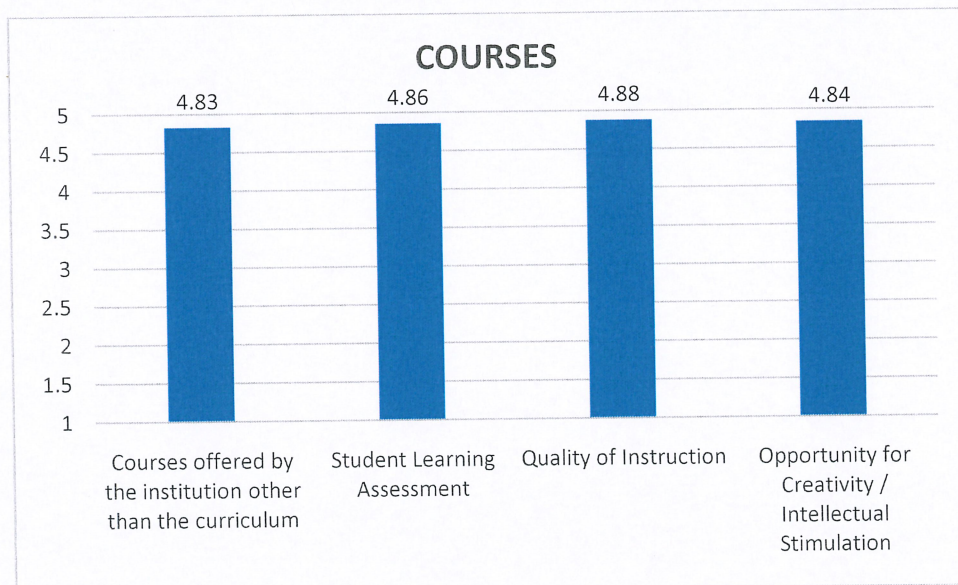
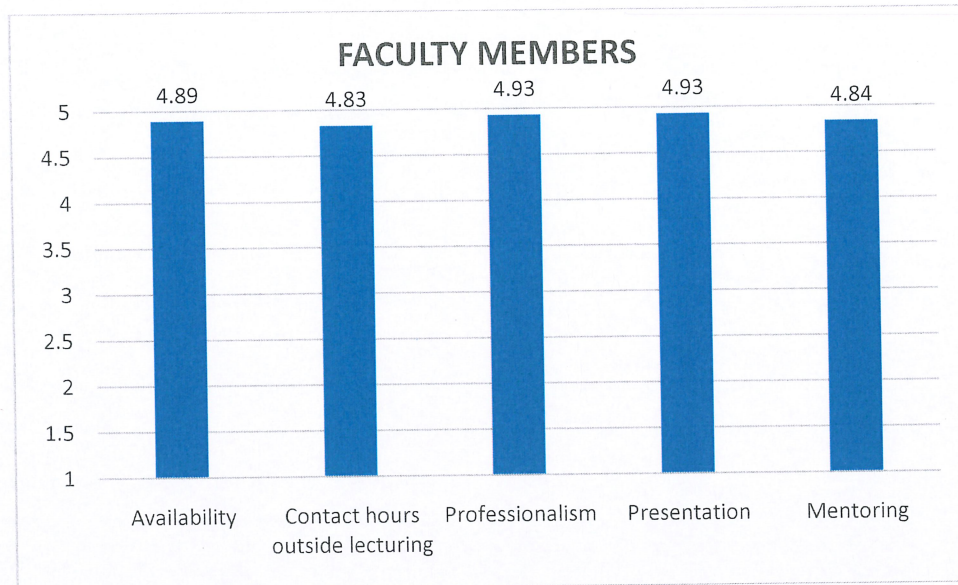
### KNOWLEDGE AND SKILL DEVELOPMENT

S.NO	PARAMETERS	SCORE (MAXIMUM 5)
1	Knowledge of ethics	4.54
2	Team work	4.61
3	Ability to demonstrate Leadership	4.69
4	Interpersonal Skills Development	4.54
5	Life skills	4.72
6	Training in Verbal Communication	4.77
7	Training in Written Communication	4.67
8	Problem Solving	4.62
9	Critical Thinking / Analytical skills	4.52
10	Research Skills	4.71

### GRAPHICAL REPRESENTATION









## INFERENCE


Canteen facilities were ranked low with mean score of 4.23

## ACTION TAKEN

New Canteen Vendor designated by institution from Academic year 2022-2023



PRINCIPAL



PRINCIPAL  
SHRI S.S. SHASUN JAIN COLLEGE  
FOR WOMEN  
No.3, MADLEY ROAD,  
T.NAGAR, CHENNAI-600 017